

ALNH EC

Extremely silent horizontal recessed convectors with inverter fans



Technical and construction features

The ALNH EC horizontal recessed fan coils have been designed to achieve maximum energy savings and maximum silence which are difficult to obtain with traditional air units such as split, fancoils, etc.

The false ceiling installation is ideal for hotel rooms or for the residential sector.

Various models are available as optional for wall or infrared regulation and control.

Its performance makes this product ideal for installations that require compliance with strict acoustic regulations. ALNH EC is extremely quiet thanks to its technical solutions: the careful study of an integrated silencer plenum and the use of a particular high sound-absorbing insulation. Standard control with advanced functions including Master / Slave up to 32 units and the possibility of using the remote control or the wall control (supplied as optional).

Possibility of controlling up to 255 units with our TOP2-BMS Modbus protocol multifunctional digital thermostat, also in combination with all A2B Accorroni terminal units.

The insulation of the silencer plenum and of the structure is made of ecological materials (recycled polyester fiber) with low environmental impact and closed cells.

ALNH is designed for maximum convenience during maintenance: the fan, as well as the main tank and the battery, can be inspected and removed quickly with the same procedure.



MAX SILENT



ECOLOGICAL MATERIALS



ADVANCED FUNCTION



CONTROL OF 255 UNITS



SIMPLE MAINTENANCE

Model	Cooling power kW	Heating power kW	Air flow m ³ /h	Code	€
ALNH EC 3	2,20	2,80	343	52430000	799,00
ALNH EC 6	3,14	4,16	535	52460000	911,00
ALNH EC 8	5,21	6,57	850	52480000	1.010,00
ALNH EC 12	5,90	7,49	1004	52412000	1.036,00

Accessories ALNH EC

	Delivery plenum with Ø 160 mm fittings without insulation	mod. ALNH EC 3	52430100	99,00
		mod. ALNH EC 6	52460100	119,00
		mod. ALNH EC 8 - 12	52480100	129,00
	Delivery plenum insulation	mod. ALNH EC 3	52431903	23,00
		mod. ALNH EC 6	52431904	26,00
		mod. ALNH EC 8 - 12	52431905	33,00
	Intake plenum with circular fittings	mod. ALNH EC 3	52430200	99,00
		mod. ALNH EC 6	52460200	116,00
		mod. ALNH EC 8 - 12	52480200	125,00
	90° plenum without insulation	mod. ALNH EC 3 mandata	52430300	53,00
		mod. ALNH EC 6 mandata	52460300	59,00
		mod. ALNH EC 8 - 12 mandata	52480300	66,00
		mod. ALNH EC 3 ripresa	52430400	76,00
		mod. ALNH EC 6 ripresa	52460400	83,00
mod. ALNH EC 8 - 12 ripresa	52480400	92,00		
	Fixed aluminum return grille	mod. ALNH EC 3	52430500	73,00
		mod. ALNH EC 6	52460500	102,00
		mod. ALNH EC 8 - 12	52480500	125,00
	Delivery grille with double aluminum adjustment	mod. ALNH EC 3	52430600	92,00
		mod. ALNH EC 6	52460600	122,00
		mod. ALNH EC 8 - 12	52480600	158,00
	High efficiency air filter	mod. ALNH EC 3	52430700	23,00
		mod. ALNH EC 6	52460700	30,00
		mod. ALNH EC 8 - 12	52480700	40,00

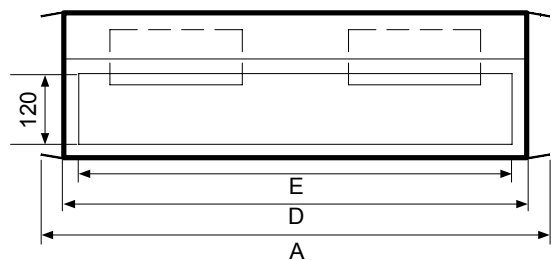
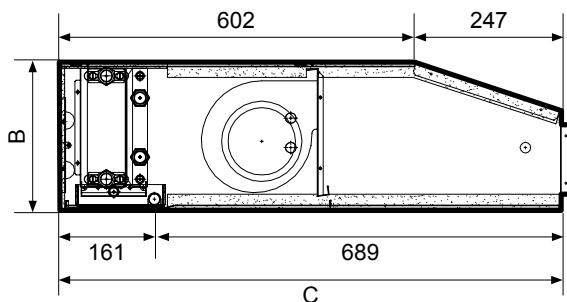
ALNH EC

Extremely silent horizontal recessed convectors with inverter fans

Accessories ALNH EC

		Code	€	
	1 row auxiliary coil for 4-pipe systems	mod. ALNH EC 3 mod. ALNH EC 6 mod. ALNH EC 8 - 12	52430800 73,00 52460800 83,00 52480800 102,00	
	Digital room thermostat with LCD display for daily / weekly hourly programming and built-in consent probe		36205224 106,00	
	Minimum water temperature thermostat		52431200 23,00	
	Relay for electrical resistance	mod. ALNH EC 3 mod. ALNH EC 6 - 12	52430900 59,00 52460900 83,00	
		Transformer	52431300 50,00	
	Keepers	mod. 2 pipes ALNH EC 3 - 6 mod. 2 pipes ALNH EC 8 - 12 mod. 4 pipes ALNH EC 3 - 6 mod. 4 pipes ALNH EC 8 - 12	52431000 43,00 52431400 50,00 52431100 86,00 52431500 99,00	
		Drain pump condense	pump kit not assembled	52431600 168,00
			mounted horizontal pump kit	52431700 254,00
			silenced mounted horizontal pump kit	52431800 851,00
	Electronic board on the machine for connecting the digital room thermostat		52431909 172,00	
	3-way ON-OFF valve with n. 4 connections, mounted on the machine	mod. ALNH EC 3 - 6 - 8 mod. ALNH EC 12	52431906 96,00 52431907 100,00	

Dimensions and weights ALNH EC

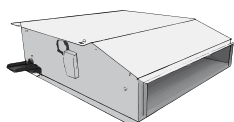


Mod.	A	B	C	D	E
3	600	250	850	525	475
6	880	250	850	785	735
8	1120	250	850	1045	995
12	1120	250	850	1045	995

Mod.	Peso Kg
3	23
6	33
8	41
12	43

Values in mm

Hydraulic connections ALNH EC



The standard unit has hydraulic connections on the right; when ordering, always specify if the position is on the left SX

ALNH EC

Extremely silent horizontal recessed convectors with inverter fans

Technical data table ALNH EC

DESCRIPTION	U.M.	ALNH EC 3	ALNH EC 6	ALNH EC 8	ALNH EC 12	
Air flow	max	m ³ /h	359	535	850	1004
	med	m ³ /h	251	346	538	624
	min	m ³ /h	187	259	304	372
Total cooling capacity	max	kW	2,20	3,14	5,21	5,90
	med	kW	1,64	2,12	3,61	4,08
	min	kW	1,27	1,68	2,23	2,61
Sensible cooling capacity	max	kW	1,55	2,33	3,64	4,11
	med	kW	1,18	1,65	2,56	2,87
	min	kW	0,93	1,27	1,60	1,90
Exchanger water flow	max	l/h	378	588	894	1012
	med	l/h	282	364	619	699
	min	l/h	218	289	383	448
Main exchanger pressure drops	max	kPa	13,9	5,4	16,9	21,2
	med	kPa	8,1	2,7	8,7	10,8
	min	kPa	5,1	1,8	3,7	4,8
Heat exchanger power	max	kW	2,80	4,16	6,57	7,49
	med	kW	2,09	2,89	4,52	5,11
	min	kW	1,62	2,26	2,76	3,29
Exchanger water flow	max	l/h	378	538	894	1012
	med	l/h	282	364	619	699
	min	l/h	218	289	383	448
Heat exchanger pressure drop	max	kPa	12,1	4,5	14,3	18,0
	med	kPa	7,0	2,2	7,3	9,1
	min	kPa	4,4	1,5	3,0	4,0
Added heat exchanger power	max	kW	2,05	3,05	4,47	5,21
	med	kW	1,63	2,33	3,56	3,88
	min	kW	1,36	1,95	2,45	2,80
Added exchanger water flow	max	l/h	180	268	417	458
	med	l/h	143	205	313	341
	min	l/h	119	172	215	246
Pressure drop added exchanger	max	kPa	6,0	2,6	6,9	8,2
	med	kPa	3,9	1,5	4,1	4,8
	min	kPa	2,8	1,1	2,0	2,6
Sound level	max	dB(A)	46	48	52	56
	med	dB(A)	36	37	38	45
	min	dB(A)	27	29	27	32
Absorbed power	max	W	14	19	35	58
	med	W	7	9	12	19
	min	W	5	7	7	8
Electric absorption	A	0,12	0,15	0,25	0,41	
EER Cooling		236 A	230 A	282 A	233 A	
COP Heating 2 pipes		302 A	310 A	351 A	298 A	
COP Heating 4 pipes		246 B	259 B	259 B	241 B	
Sound level	max	dB(A)	37	39	43	47
	med	dB(A)	27	28	29	36
	min	dB(A)	18	20	18	23
Hydraulic connections			1/2"			
Electrical supply			230V/1/50Hz			
Motors speed	max	V	8,5		9,0	8,5
	med	V		4,5		4,5
	min	V		2,5		2,0
Number of coil ranks			4			

Cold: Ambient temperature: 27 ° C - DB 19 ° C - Water temperature (in / out) 7/12 ° C

Hot: Ambient temperature: 20 ° C - Water temperature 50 ° C

Warm: Ambient temperature: 20 ° C - Water temperature (in / out): 70/60 ° C