

AXIAL AND DUCTABLE CONDENSING MEC MIX C

Axial and ductable condensing hot air generators with modulating premixed gas burner



mod. MEC MIX C
Axial 20/35 - 20/45



mod. MEC MIX C Duct
20/35 - 20/45 with
Centrifugal fans



mod. MEC MIX C Axial 20/70 - 20/90
with standard support shelf



mod. MEC MIX C Duct 20/70 - 20/90
with standard centrifugal fans with support bracket

Technical and construction features

IMEC MIX C series hot air generators are an evolution of the MEC series and allow, with very high efficiency, to meet the environmental heating requirements of large production and commercial spaces.

The fuel used is natural gas or LPG.

The peculiarity of the range of air generators is that of operating with a premixed air gas burner which allows to drastically reduce, and even cancel, polluting emissions such as NOx and CO.

The new combustion system also makes it possible to significantly improve the combustion efficiency of the generators, which reaches and exceeds 100% of the fuel PCI.

MEC MIX C is a gas hot air generator that produces ecological thermal energy as a result of the clean combustion obtained from the premixed condensing burner.

The cover is made of epoxy powder coated steel sheet, guaranteeing long life. On the right side, inside a door, there are:

- the electrical panel with the relative wiring
- the microprocessor controlcard for burner premix and ionisation flame control
- the board manages the modulation of the thermal power e of the convective air flow rate only for the axial version
- the constant ratio gas valve
- the variable speed fan of the premix burner
- the ignition transformer
- the electrical terminal board for connecting the various parts and power supply

At the bottom there are the holes for the connection of the Ø 60 mm air intake and flue gas exhaust ducts (it is possible to add as an option a special splitter for the installation of the Ø 60/100 mm coaxial flue system).

Inside the device there are:

- the combustion chamber in stainless steel with welding robotic mig and heat exchangers
- the stainless steel multigas premix burner
- the ignition electrodes
- the flame detection electrode
- the flue gas collection duct, with condensate drain siphon
- the generator is complete with electronic remote control



MADE
IN ITALY



SYSTEM
CONDENSING



COMBUSTION
CHAMBER



ERP
READY



PERFORMANCE
104% CERTIFICAT



REMOTE CONTROL
INCLUDED

The new axial MEC MIX C 20/70 and 20/90 condensing hot air generators and the ductable MEC MIX C 20/70 and 20/90 are supplied as standard with support shelves for wall mounting.

Model	Thermal flow kW	Thermal Power kW	Code	€
MEC MIX C 20/35 AXIAL CONDENSING	19,80 ÷ 34,90	20,80 ÷ 34,20	30350000	4.200,00
MEC MIX C 20/45 AXIAL CONDENSING	20,00 ÷ 45,00	20,90 ÷ 43,40	30350100	5.200,00
MEC MIX C 20/70 AXIAL CONDENSING	39,60 ÷ 69,80	41,60 ÷ 68,40	30350200	8.400,00
MEC MIX C 20/90 AXIAL CONDENSING	40,00 ÷ 90,00	41,80 ÷ 86,90	30350300	10.600,00
MEC MIX C 20/35 DUCTABLE CONDENSING	19,80 ÷ 34,90	20,80 ÷ 34,20	30350001	5.240,00
MEC MIX C 20/45 DUCTABLE CONDENSING	20,00 ÷ 45,00	20,90 ÷ 43,40	30350101	6.100,00
MEC MIX C 20/70 DUCTABLE CONDENSING	39,60 ÷ 69,80	41,60 ÷ 68,40	30350201	12.000,00
MEC MIX C 20/90 DUCTABLE CONDENSING	40,00 ÷ 90,00	41,80 ÷ 86,90	30350301	13.100,00

AXIAL AND DUCTABLE CONDENSING MEC MIX C

Axial and ductable condensing hot air generators with modulating premixed gas burner

Accessories Axial condensing and ductable MEC MIX C

Code

€



OUTDOOR COVERING BOX FOR INSTALLING MEC MIX OUTSIDE THE ROOM TO BE AIR CONDITIONED

Height 100 cm
Width 100 cm
Depth 100 cm
for mod. MEC MIX duct. 20/35 and 20/45

30322213 1.680,00



Digital programmable thermostat with weekly programming
wifi connectivity for remote control

36205225 220,00



Horizontal flue pipe MEC MIX Ø 60
length 1 m in PPs
n.2 ps MEC MIX 20/70 ax. and duct.
n.2 ps MEC MIX 20/90 ax. and duct.

30351017 30,00



Ø 60 horizontal air intake pipe, length 1 m
in aluminum
n.2 ps MEC MIX 100 ax. and duct.

30351018 30,00



Extension in PPs
Ø 60 M / F length 1 m

30351021 12,00



Curve in PPs
Ø 60 - 90° M/F

30351025 10,00



Curve in PPs
Ø 60 - 45° M/F

30351024 10,00



Coaxial splitter mod. MEC
MIX to convey flue gas
exhaust and air intake
Ø 60/100
n.2 ps MEC MIX 20/70 ax. and duct.
n.2 ps MEC MIX 20/90 ax. and duct.

mod. MEC MIX ax.
mod. MEC MIX duct.

30351026 100,00
30351027 105,00



Coaxial smoke suction / discharge pipe in PPs
complete with exhaust terminal and wall cover
rosettes in EPDM Ø 60/100 - Length 1 m
n. 2 ps MEC MIX 20/70 ax. and duct.
n.2 ps MEC MIX 20/90 ax. and duct.

30351015 40,00



Coaxial extension in PPs Ø
60/100 M / F length 1 m

30403002 28,00



Coaxial curve in PPs Ø
60/100 - 90° M/F

30403004 30,00




coaxial curve in PPs Ø
60/100 - 45°

30403003 30,00



Coaxial roof terminal in
PPs Ø 60/100

30403014 118,00



Lead base inclined fandale

30351010 70,00



Support bracket MEC
MIX 20/35 and 20/45
axial and ductable

mod. inside installation
mod. outdoor installation

30350090 120,00
30350091 150,00



Double-order air
delivery grille
of adjustable fins

mod. ax. inside install. 20/35 - 20/45
mod. duct. outdoor install. 20/35 - 20/45
mod. ax. inside install. 20/70 - 20/90

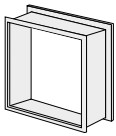
30322211 220,00
30322214 260,00
30322212 440,00

AXIAL AND DUCTABLE CONDENSING MEC MIX C

Axial and ductable condensing hot air generators with modulating premixed gas burner

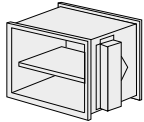
Accessories Axial and ductable MEC MIX C condensing

Code €



Connection duct for air delivery
MEC MIX C 20/35 and 20/45 ductable for
outdoor installation

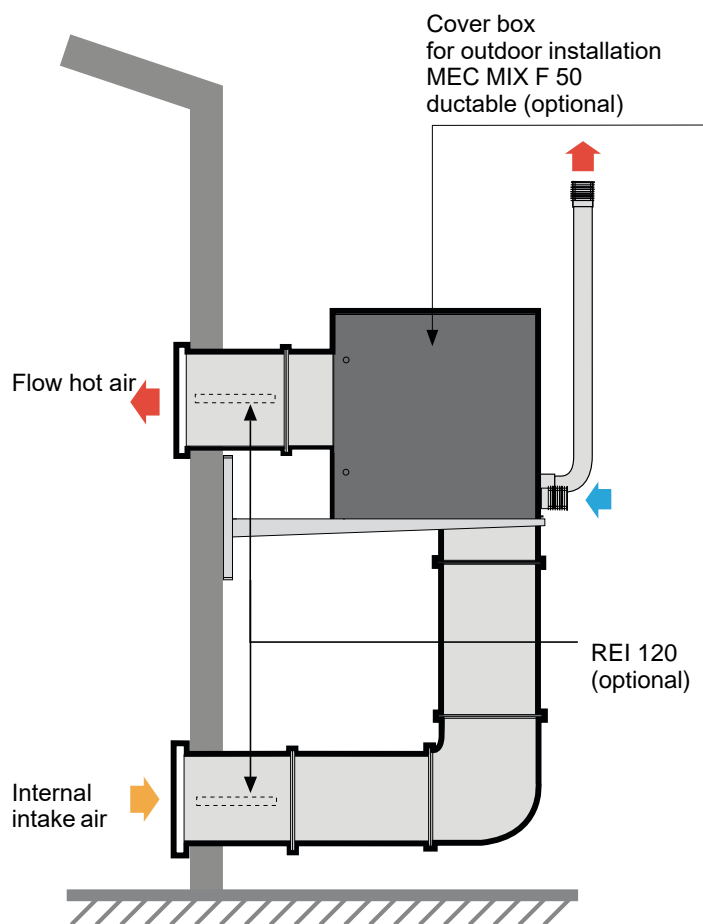
30322224 150,00



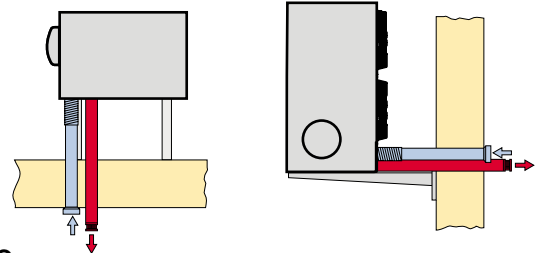
REI 120 fire damper
MEC MIX C 20/35 and 20/45 ductable for
outdoor installation

30322208 840,00

Example of MEC MIX C ductable outdoor installation



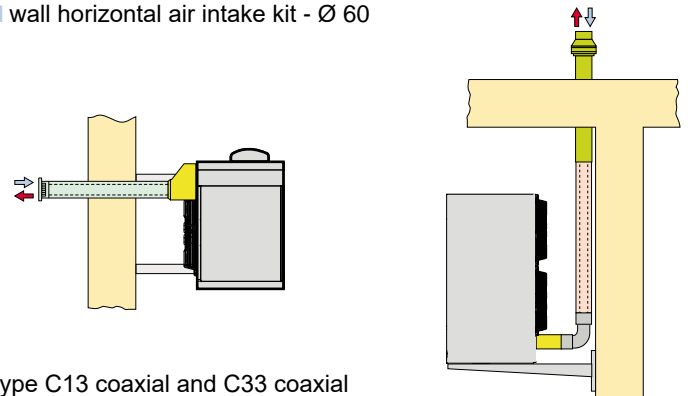
Esempio di MEC MIX C axiale in installazione



Type C13

Combustion circuit sealed with respect to the environment. The ducts pass directly through the external wall, with terminals included within a 50 cm square.

- horizontal wall drain kit - Ø 60
- wall horizontal air intake kit - Ø 60



Type C13 coaxial and C33 coaxial

Combustion circuit sealed with respect to the environment. The ducts pass directly through the external wall in a concentric manner, with the terminals included within a Ø of 100 mm.

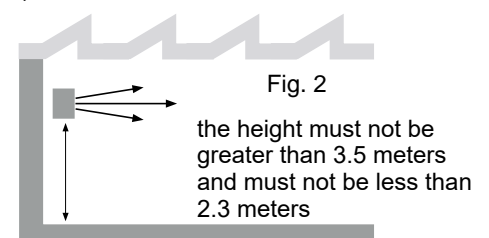
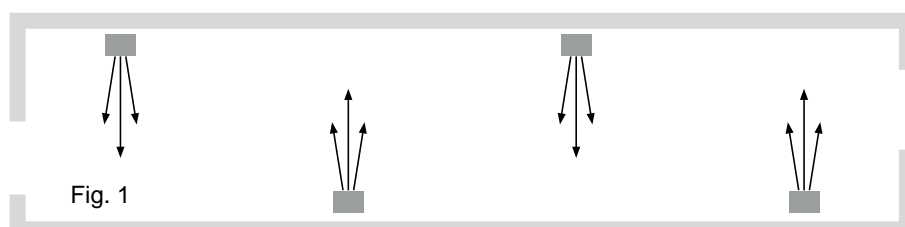
- coaxial splitter - Ø 60/100
- horizontal coaxial wall drain kit - Ø 60/100
- coaxial curve 90° - Ø 60/100
- coaxial extension - Ø 60/100
- coaxial roof exhaust kit - Ø 60/100

Example of MEC MIX C installation for better heat distribution

For a better heat distribution, in case of installation with several machines, create alternating flows of hot air (see fig .1)

In some cases, it may also be appropriate to place the appliances in the vicinity of doors so that they also perform the function of an air barrier when the doors are opened.

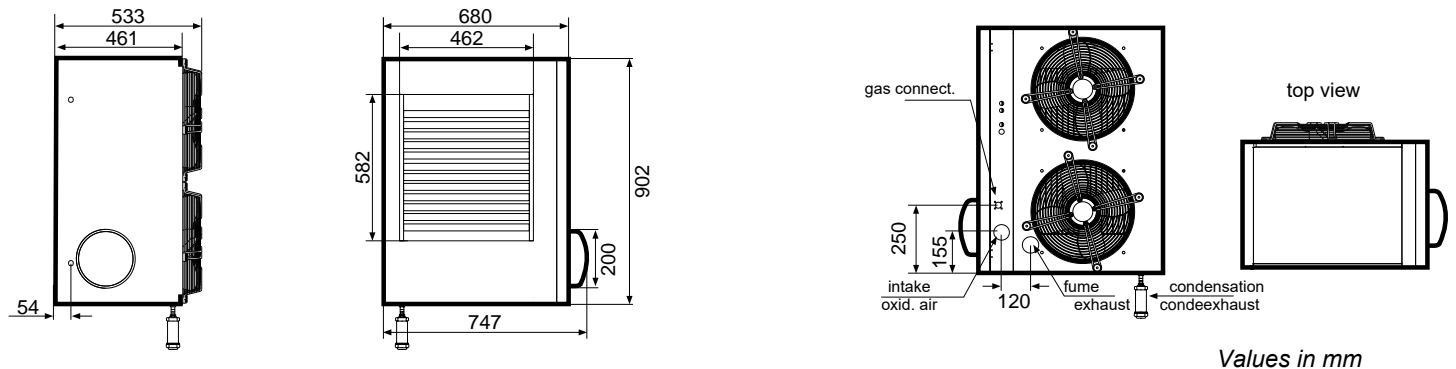
Installation at heights greater than 3.5 meters is not recommended as this does not ensure air recovery in the lower layers of the environment, generating potential situations of stagnation of cold air near the floor (see fig .2)



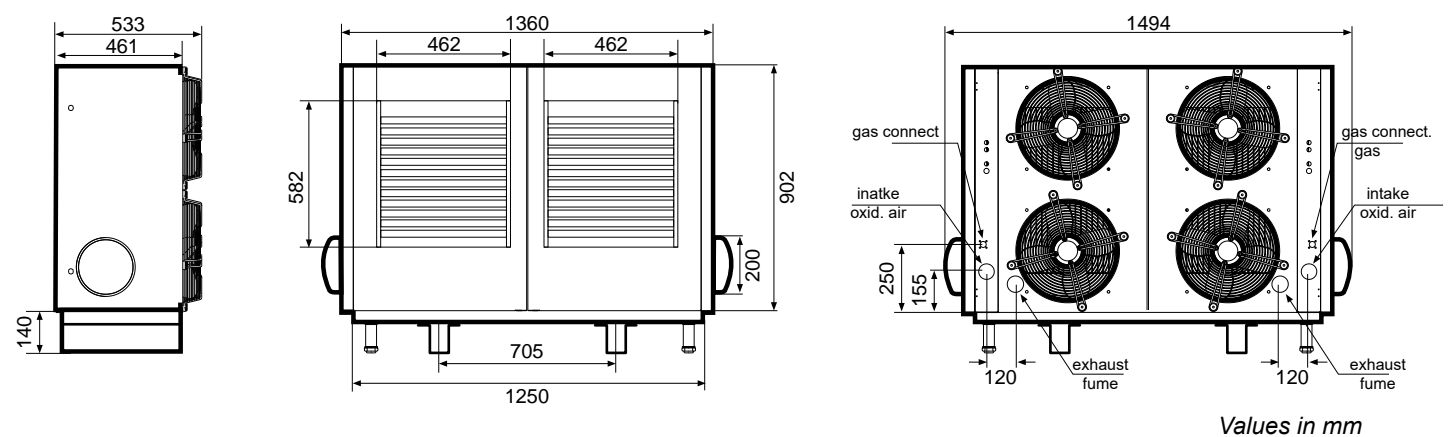
AXIAL AND DUCTABLE CONDENSING MEC MIX C

Axial and ductable condensing hot air generators with modulating premixed gas burner

Dimensions MEC MIX C 20/35 - 20/45 condensing with axial fans



Dimensions MEC MIX C 20/70 - 20/90 condensing with axial fans



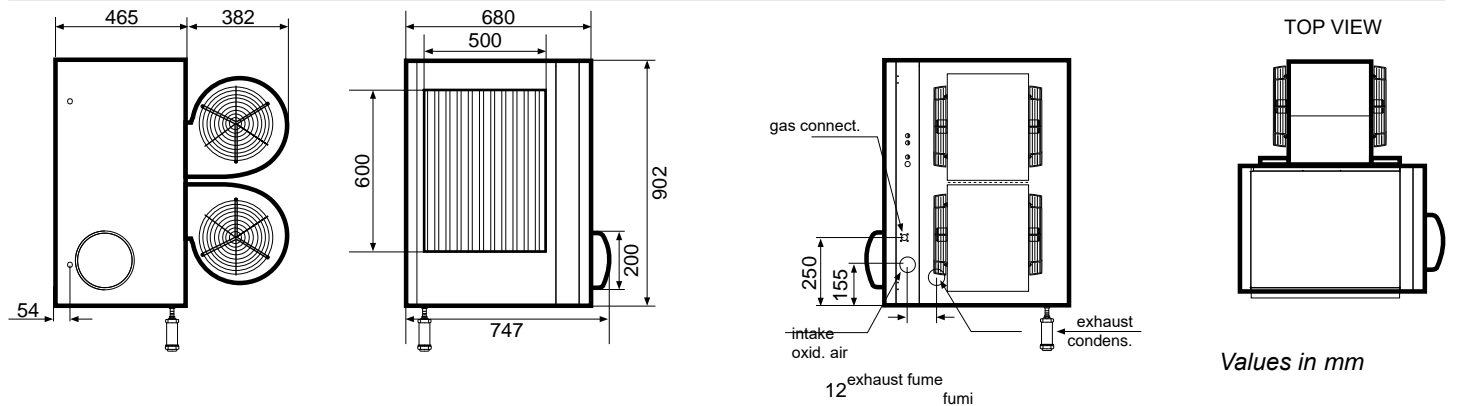
Technical data table of axial MEC MIX C condensing heaters

DESCRIPTION	U.M.	MEC MIX C 20/35 A	MEC MIX C 20/45 A	MEC MIX C 20/70 A	MEC MIX C 20/90 A
Category of unit		II2H3P			
Type of unit		B23 - C13 - C33 - C63 - C53			
Gas		Methane - L.P.G.			
Nominal heat output	kW	34,93	42,64	70,06	85,28
Thermal capacity min	kW	20,62	19,54	20,62	19,54
Nominal heat power	kW	33,77	40,80	67,54	81,60
Thermal power min	kW	20,20	19,16	20,20	19,16
Maximum condensation produced	l/h	3,9	4,3	7,8	8,6
Gas outp. max power	m ³ /h	3,69	4,50	7,40	9,00
15°C-1.013 mbar					
Gas out. min. power	m ³ /h	2,17	2,06	2,17	2,06
15°C-1.013 mbar					
Nominal efficiency at maximum flow rate	%	96,5	95,7	96,5	95,7
Energy efficiency class		A	A	A	A
Gas supply diameter		G 1/2"		2 x G 1/2"	
Air supply pipe diameter	mm	60		1 x 130	
Exhaust fume pipe diameter	mm	60		2 x 60	
Electrical supply		230V/1/50Hz			
Max air flow	m ³ /h	3600	3600	7200	7200
Min air flow	m ³ /h	2100	2100	4200	4200
Rpm fans	n.	1210	1210	1210	1210
Launch	m	27	27	27	27
Thermal power jump max	°C	28,4	36,1	28,4	36,1
Thermal power jump min	°C	29,6	29,8	29,6	29,8
Sound level (5 m)	dB(A)	48	48	51	51
Electrical power	W	365	365	730	730
Fuse	A	6,3	6,3	2 x 6,3	2 x 6,3
Wheight	Kg	84	84	160	160

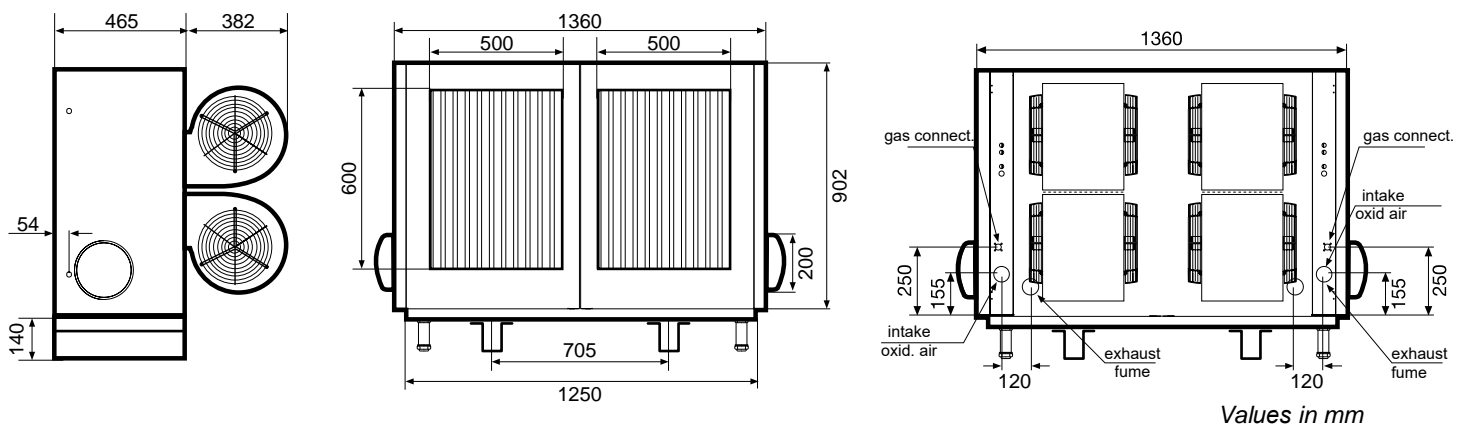
AXIAL AND DUCTABLE CONDENSING MEC MIX C

Axial and ductable condensing hot air generators with modulating premixed gas burner

Dimensions MEC MIX C 20/35 - 20/45 condensing with centrifugal fans



Dimensions MEC MIX C 20/70 - 20/90 condensing with centrifuge fans



Technical data table of MEC MIX C ductable condensing heaters

DESCRIPTION	U.M.	MEC MIX C 20/35 C	MEC MIX C 20/45 C	MEC MIX C 20/70 C	MEC MIX C 20/90 C
Category of unit		II2H3P			
Type of unit		B23 - C13 - C33 - C63 - C53			
Gas		Methane- L.P.G.			
Nominal heat output	kW	34,95	43,22	70,56	86,44
Thermal capacity min	kW	20,09	20,13	20,09	20,13
Nominal thermal power	kW	34,22	41,49	68,44	82,98
Min thermal power	kW	19,59	19,64	19,59	19,64
Maximum condensation produced	l/h	3,9	4,3	7,8	8,6
Gas flow power max	<i>Methane 20 mbar</i> m ³ /h	3,69	4,56	7,40	9,11
	<i>Propane 37 mbar</i> kg/h	2,71	3,49	5,42	6,99
Gas flow power min.	<i>Methane 20 mbar</i> m ³ /h	2,12	2,12	4,22	4,24
	<i>Propane 37 mbar</i> kg/h	1,55	1,55	3,10	3,11
Nominal efficiency at maximum flow rate	%	97,0	96,0	97,0	96,0
Energy efficiency class		A	A	A	A
Gas supply diameter		G 1/2"		2 x G 1/2"	
Air supply pipe diameter	mm	60		1 x 130	
Smoke outlet pipe diameter	mm	60		2 x 60	
Electrical supply		230V/1/50Hz			
Useful ventilation pressure	Pa	100			
Air flow max	m ³ /h	3700	3750	7400	7500
Air flow min	m ³ /h	2200	2200	4400	4400
Thermal jump power max	°C	27,7	34,7	27,7	34,7
Thermal jump power min	°C	28,3	28,4	28,3	28,4
Sound level(5 m)	dB(A)	52	52	54	54
Electrical power	W	1050	1050	2100	2100
Fuse	A	10	10	2 x 10	2 x 10
Weight	Kg	93	94	185	188