

WHITE 80

Monoblock heat pump water heater



GAS
ECOLOGICAL



WI-FI
INCLUDED



EASY
INSTALLATION



REDUCED
SIZE

Technical and construction features

The WHITE 80 monoblock heat pump water heater has been designed to be installed in the kitchen, like a traditional boiler, the “Ducted Kitchen” series fits comfortably inside the kitchen column furniture, with air expulsion outside.

The tank is protected from corrosion by the titanium anode included as standard.

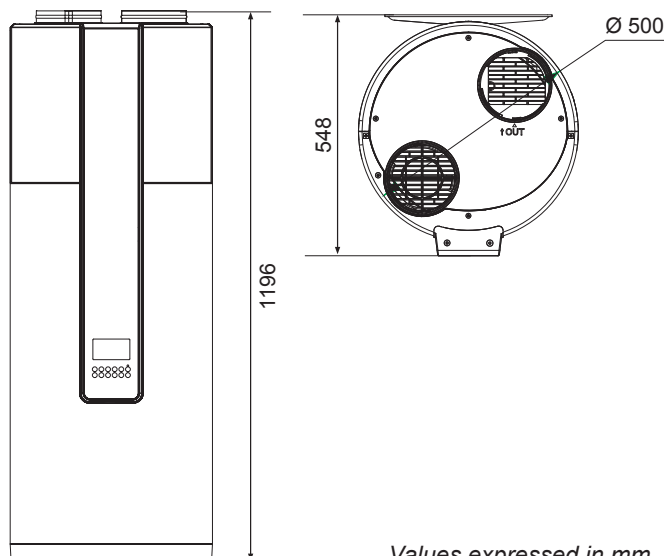
Anti-legionella system: the danger of legionella bacteria is averted thanks to periodic cycles that raise the temperature of the water inside the tank above 65° C.

- R290 refrigerant gas
- Titanium anode
- Energy efficiency class A+
- Hot water up to 65° C with the compressor alone
- Anti-legionella cycle
- Exceptional resistance to corrosion thanks to the titanium anode

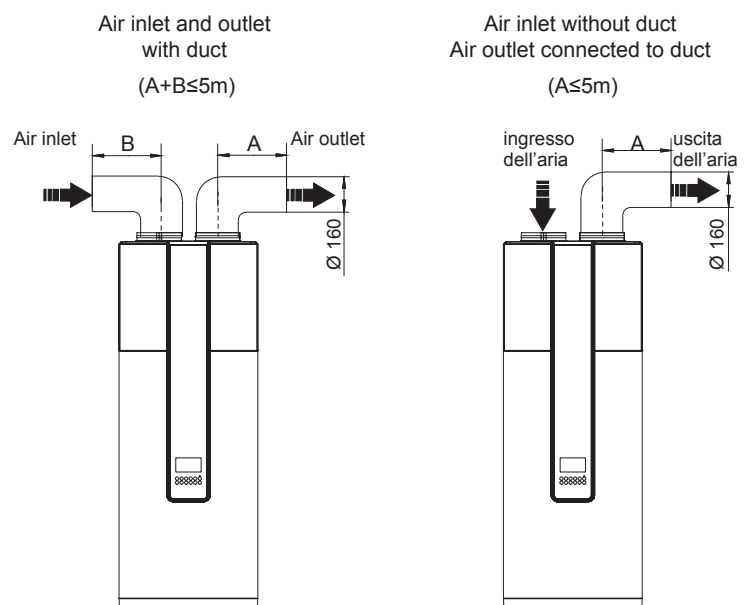
1. It is mandatory to install a safety and non-return valve, on the cold water inlet. Otherwise, the appliance could be seriously damaged. Use a valve with a 0.7 MPa setting. For the installation location, refer to the piping connection diagram.
2. The safety valve discharge pipe must slope vertically and must not be placed in an environment at risk of freezing.
3. Water must be able to drip freely from the pipe and its end must be left free.
4. The safety valve must be tested regularly to verify its operation and remove any limescale that could block it.

Model	Code	€
WHITE 80	38010113	1.900,00

Dimensions and connections WHITE 80



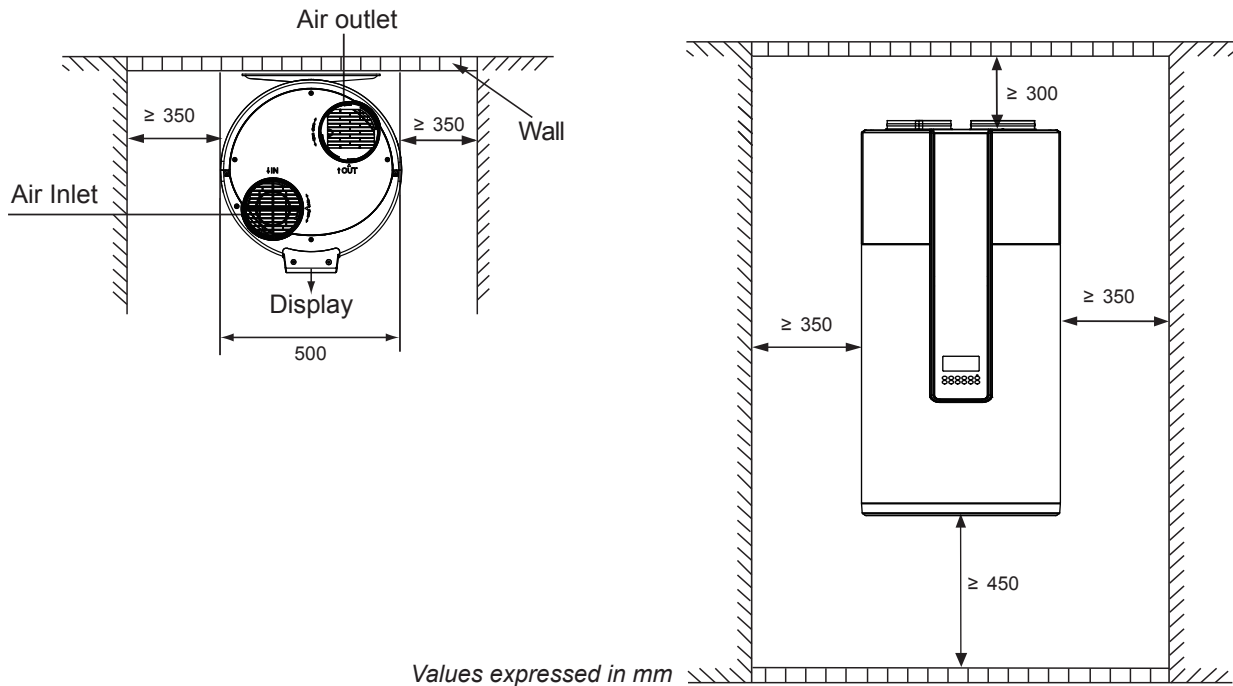
Values expressed in mm



WHITE 80

Monoblock heat pump water heater

Space requirements for maintenance of the WHITE 80 unit



WHITE 80 heat pump water heater technical data table

DESCRIPTION	U.M.	WHITE 80	
Withdrawal profile ²		M	
Tank storage capacity	l	78	
HEATING	Capacity	kW	0,87 (+1,5*)
	Average power consumption	kW	0,33
	Total heating time	h	4:67
	Energy consumption	kWh	1,56
	COP a 7 °C (EN16147)	kWh/ kWh	2,61
HEATING ²	Capacity	kW	0,99
	Average power consumption	kW	0,27
	Total heating time	h	3:77
	Energy consumption	kWh	1,02
	COP	W/W	3,63
Average annual consumption ³	kWh/anno	458	
Rated current	A	1,3	
Maximum energy consumption	kW	1,95	
Energy efficiency (heating)	%	112,2	
Power supply		220V/1/50Hz	
Maximum outlet water temperature (without electric resistance)	°C	65	
Sound power level	dB(A)	54	
Tank material		Enamel	
Maximum operating water pressure	Mpa	0,8	
Nominal water pressure	Mpa	0,6	
Compressor	Tipo	Rotary	
Refrigerant type/charged volume	kg	R290 / 0,15	
Set point relief valve	Mpa	0,75	
Fan		centrifugal	
Air flow	m ³ /h	190	
Temperature range (HP operation only)	°C	-7 - 43	
LWT range	°C	38 - 65	

1. Capacity and power input based on the following conditions: ambient temperature 7° C DB / 6° C WB, water temperature from 10° C to 55° C

2. Capacity and power input based on the following conditions: ambient temperature 20° C DB, water temperature from 15° C to 55° C

3. Energy efficiency in heating based on ERP standards in average conditions

*Auxiliary exchanger 1.5 kW